
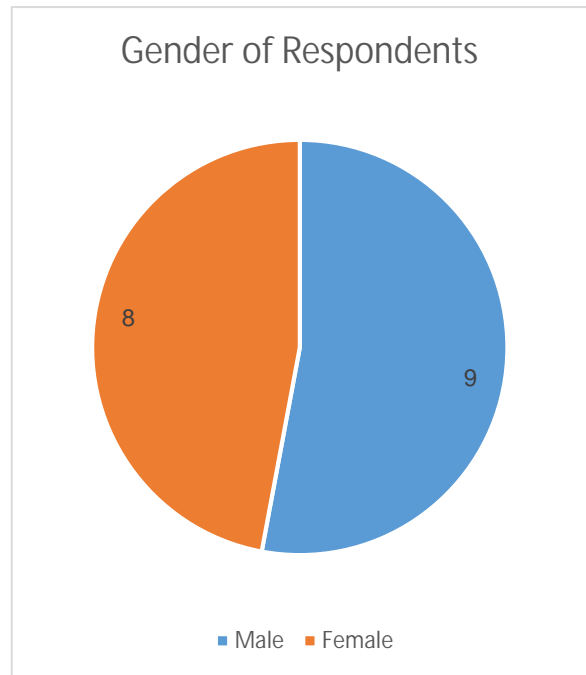
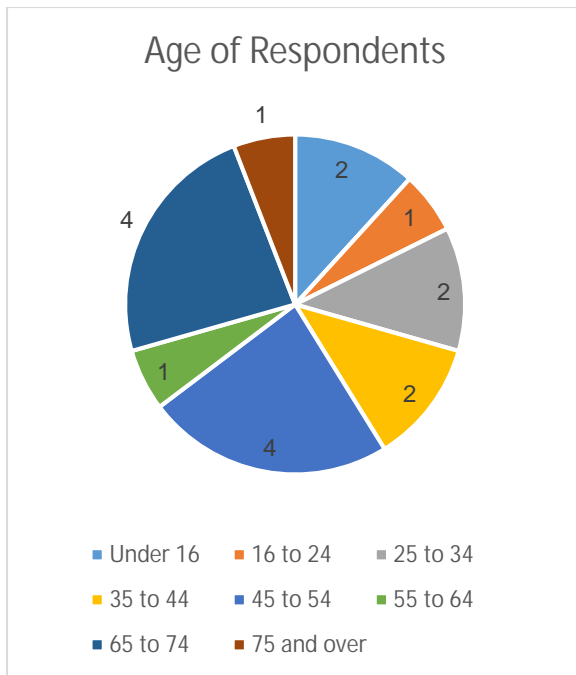


How good is your place? Area wide engagement results using the Place Standard Tool

Between May and October 2019, the Community Planning Partnership (CPP) used





Thematic areas by lowest score to highest score

| Thematic Area                                       | Average Score |
|---|---------------|
| <a href="#">Q14. Influence and Sense of Control</a> | 3.5           |
| <a href="#">Q13. Care and Maintenance</a>           | 4.2           |
| <a href="#">Q6. Play and Recreation</a>             | 4.5           |
| <a href="#">Q9. Housing and Community</a>           | 4.5           |
| <a href="#">Q7. Facilities and Amenities</a>        | 4.8           |
| <a href="#">Q8. Work and Local Economy</a>          | 4.9           |
| <a href="#">Q2. Public Transport</a>                | 5.0           |
| <a href="#">Q1. Moving Around</a>                   | 5.1           |
| <a href="#">Q3. Traffic and Parking</a>             | 5.1           |
| <a href="#">Q10. Social Contact</a>                 | 5.8           |
| <a href="#">Q11. Identity and Belonging</a>         | 6.5           |
| <a href="#">Q4. Streets and Spaces</a>              | 6.6           |
| <a href="#">Q12. Feeling Safe</a>                   | 6.7           |
| <a href="#">Q5. Natural Space</a>                   | 6.8           |

Q1.Moving Around: Can I easily walk and cycle around using good quality routes?

| 17 responses in total - Average Score of 5.1 |            |            |            |            |            |            |             |
|--|------------|------------|------------|------------|------------|------------|-------------|
| Score of 1                                   | Score of 2 | Score of 3 | Score of 4 | Score of 5 | Score of 6 | Score of 7 | No response |
| 0  | 1          | 2          | 3          | 3          | 4          | 4          |             |

## Q2. Public Transport Does public transport meet my needs?

| 17 responses in total - Average Score of 5.0 |             |             |             |             |             |             |             |
|--|-------------|-------------|-------------|-------------|-------------|-------------|-------------|
| Score of 1                                   | Score of 2  | Score of 3  | Score of 4  | Score of 5  | Score of 6  | Score of 7  | No response |
| 0 responses                                  | 0 responses | 1 responses | 5 responses | 6 responses | 3 responses | 2 responses | 0 responses |

### Comments

A more regular bus service to Craignure would be beneficial - smaller buses would achieve improved economy and make for easier use of the single-track road - fitting into passing places made easier and reducing frustration of smaller vehicle drivers.

Access to the mainland requires two ferry crossings and a bus ride (unless you have access to a car). Buses through Mull are infrequent and limit the times that one may travel to and from Oban. Otherwise, both relevant ferry routes (Oban/Craignure and Fionnphort/Iona) are regular through

**Q3. Traffic and Parking** Do traffic and parking arrangements allow people to move around safely?

| 17 responses in total - Average Score of 5.1 |             |             |             |             |             |             |             |
|--|-------------|-------------|-------------|-------------|-------------|-------------|-------------|
| Score of 1                                   | Score of 2  | Score of 3  | Score of 4  | Score of 5  | Score of 6  | Score of 7  | No response |
| 0 responses                                  | 0 responses | 0 responses | 5 responses | 8 responses | 2 responses | 2 responses | 0 responses |

**Comments**

Efforts to reduce vehicles on Iona have been successful - introducing parking charges at Fionnphort would threaten the use of space, cause visual impact and increase road use, with risks





## Q5. Natural Space Can I experience good quality green spaces?

| 17 responses in total - Average Score of 6.8 |             |            |            |            |            |            |             |
|--|-------------|------------|------------|------------|------------|------------|-------------|
| Score of 1                                   | Score of 2  | Score of 3 | Score of 4 | Score of 5 | Score of 6 | Score of 7 | No response |
| 0 responses                                  | 0 responses | 0          | 0          | 0          | 4          | 13         | 0           |

Q6. Play and Recreation Can I access a range of places for play and recreation?

| 17 responses in total - Average Score of 4.5 |            |            |            |            |            |            |             |
|--|------------|------------|------------|------------|------------|------------|-------------|
| Score of 1                                   | Score of 2 | Score of 3 | Score of 4 | Score of 5 | Score of 6 | Score of 7 | No response |
| 2  | 0          | 0          | 4          | 9          | 1          | 1          | 0           |
| responses                                    | responses  | responses  |            |            |            |            |             |

Q7. Facilities and Amenities: Does my place have the things I need to live and enjoy life? This could include shops, schools, libraries, health services or places to eat and drink.

17 responses in total - Average Score of 4.8

Score of 1   Score of 2   Score of 3   Score of 4   Score of 5

Q8. Work and Local Economy: there an active local economy with good quality work opportunities?

| 17 responses in total - Average Score of 4.9 |            |            |            |            |            |            |             |
|--|------------|------------|------------|------------|------------|------------|-------------|
| Score of 1                                   | Score of 2 | Score of 3 | Score of 4 | Score of 5 | Score of 6 | Score of 7 | No response |
| 0  | 0          | 0          | 5          | 10         | 0          | 2          | 0           |
| responses                                    | responses  | responses  | responses  |            |            |            |             |

Q9. Housing and Community: Do the homes in my area support the needs of the community?

| 17 responses in total – Average Score of 4.5 |             |             |             |             |             |             |             |
|--|-------------|-------------|-------------|-------------|-------------|-------------|-------------|
| Score of 1                                   | Score of 2  | Score of 3  | Score of 4  | Score of 5  | Score of 6  | Score of 7  | No response |
| 1 responses                                  | 0 responses | 1 responses | 9 responses | 1 responses | 3 responses | 2 responses | 0 responses |

Q10. Social Contacts: Is there a range of spaces and opportunities to meet people?

17 responses in total - Average Score of 5.8

Q11. Identity and Belonging Does this place have a positive identity and do I feel I belong?

| 17 responses in total - Average Score of 6.5 |             |             |             |             |             |             |             |
|--|-------------|-------------|-------------|-------------|-------------|-------------|-------------|
| Score of 1                                   | Score of 2  | Score of 3  | Score of 4  | Score of 5  | Score of 6  | Score of 7  | No response |
| 0 responses                                  | 0 responses | 0 responses | 0 responses | 0 responses | 9 responses | 8 responses | 0 responses |

Comments

Generally, yes - good - people want to visit - keen to ensure that the heritage continues to be celebrated, while demonstrating the vibrancy of the place.

Most people who live on Iona have some form of history of here. Some are from "Old Iona Families", others have "Old Family Connections". Some have been long term repeat visitors from early childhood. Others are more recent. Some worked here during past summers. Othersng ted s. (t )]T.04 270.[y ch

## Q12. Feeling Safe Do I feel safe here?

| 17 responses in total – Average Score of 6.7 |            |            |            |            |            |            |             |
|--|------------|------------|------------|------------|------------|------------|-------------|
| Score of 1                                   | Score of 2 | Score of 3 | Score of 4 | Score of 5 | Score of 6 | Score of 7 | No response |
| 0  | 0          | 0          | 0          | 0          | 5          | 12         |             |



### Q13. Care and Maintenance Are buildings and spaces well cared for?

| 17 responses in total - Average Score of 4.2 |             |             |             |             |             |             |             |
|--|-------------|-------------|-------------|-------------|-------------|-------------|-------------|
| Score of 1                                   | Score of 2  | Score of 3  | Score of 4  | Score of 5  | Score of 6  | Score of 7  | No response |
| 0 responses                                  | 2 responses | 6 responses | 4 responses | 0 responses | 2 responses | 3 responses | 0 responses |

#### Comments

Maintenance of ditches which cause flooding - National Trust. Doctors' surgery is not well cared for. Overflowing bins - a reliable collection is needed. Bin lorries are better at coming but needs to keep improving, especially in the Summer.  
Public toilets - community and visitors



What are the main issues and priorities of change that you have identified?

Co-ordinate place-making with the up-coming National Islands Plan - create an action plan which is co-ordinated and achievable - and demonstrates how it delivers local needs; sustain local communities -

What actions could be taken to deal with these?

1. The GP business is hopefully in hand. 2. Hopefully, Argyll & Bute now appreciate the need for proper consultation and a better working relationship with local populaces. 3. Difficult to see how one would cost effectively increase the frequency of the bus service between Fionnphort and Craignure. An hourly service would be great but how would one make it pay. Random thoughts: 3a. Smaller buses would be adequate but you would need more of them and more drivers. 3b. Stop the tour buses crossing to Craignure and make them use local buses. The tour operators would not like it and all the local buses would be leaving/arriving at the same time to accommodate the tourists. 3c. Some form of mini-cab service? 4c. No idea - hold a survey!!!!

A bottom-up approach to creating integrated plans; Engage meaningfully with local communities

BUT recognise the timescales and priorities of public bodies will not nec.6 (d)2t Tc 0.003 230g.(k2 (t)-2w2(d)2111.04